

**CATER-COOK**

# 18 Tier Multifunctional Service Trolley - Assembly Instructions

Models: CK8874



**Caterkwik Ltd**

The Lakeland Catering Centre

Newlands

Ulverston

Cumbria

LA12 7QQ



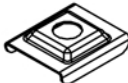







01229 480001

[info@caterkwik.co.uk](mailto:info@caterkwik.co.uk)





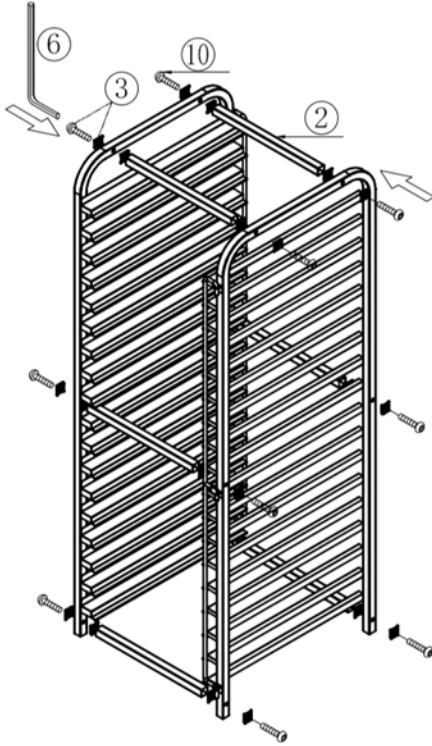
### Assembly Parts List

Parts List	Quantity	Image	Reference
Trolley Frame	2		①
Support Bar	6		②
Mounting Support	24		③
Washer	4		④
Nut	4		⑤
Allen Key	1		⑥
Castor Washer	4		⑦
Castors (unbraked)	2		⑧
Castors (braked)	2		⑨
Screw	12		⑩

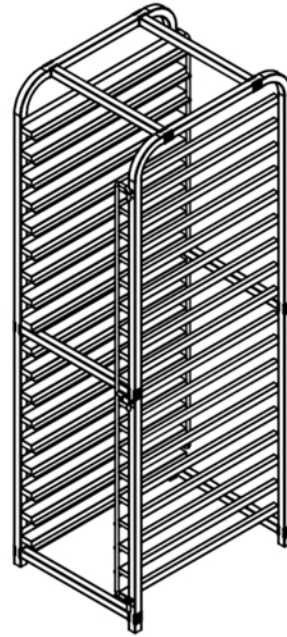


### Assembly Instructions

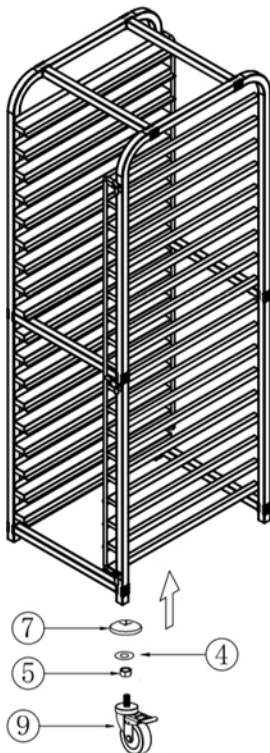
Step 1



Step 2



Step 3



Step 4

